







# The shortcut to success.

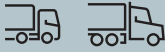












As a true expert in OE batteries, Exide helps you select the right battery. For fleet owners and installers alike, it is vital to make the right choice for the conditions of use. Three important criteria to consider in battery performance are: vibration resistance, cycling endurance, and cranking power.

## Range overview and features.



Performance	Strong PRO EFB+	Endurance PRO EFB	Endurance+ PRO GEL	Power PRO	Power PRO Agri & Construction	Start PRO
Vibration resistance	████████	████████	██████	██████	██████	██████
Cycling endurance	██████	██████	██████	██████	██████	██████
Cranking power	██████	██████	██████	██████	██████	██████
Charge acceptance	████████	██████	████████	██████	██████	██████
Maintenance						

## Battery recommendation by vehicle type & application.

Type of vehicles	Application	Strong PRO EFB+	Endurance PRO EFB	Endurance+ PRO GEL	Power PRO	Power PRO Agri & Construction	Start PRO
 Long-haul modern trucks, standard trucks	Rear-chassis installation/ rough terrain, high vibrations						
 Express delivery (lifters), city bus	Power-hungry equipment, deep cycling applications						
 Long-haul modern trucks	Overnight stop/ hotel function						
 Standard trucks or vehicles with large/ highly compressed engines	Extreme climate and/or high CCA requirements						
 Tractors, construction machines	Special vehicles						
 Standard trucks	Standard requirements/ older vehicle						

1 Please top up the battery with distilled water if needed. The charging system must be compatible with Sb/Ca alloy. If these conditions are not met, choose the **Strong PRO EFB+**.

2 Endurance+ PRO GEL requires charging voltage limitation to max 14.4V. If not compatible, choose the **Strong PRO EFB+**.

3 Top up with distilled water when needed (depending on battery model).

## Three main factors when selecting the right battery.



**Vibration resistance**

For trucks with rear-chassis battery installations (e.g. Euro 5/Euro 6 trucks), robust and highly vibration-resistant batteries are mandatory to avoid breakdowns. Vibration resistance is also required for any vehicle operating on bad roads or rough terrain.



**Cycling endurance**


High cycling endurance is important in batteries for long-haul trucks with life on-board, commercial vehicles doing intensive urban deliveries, and any commercial vehicle with extensive energy requirements. This maximizes battery lifespan and ensures a safe battery start.



**Cranking power**

High cranking power allows for engine starts in cold climates and is particularly required by many agriculture and construction vehicles with reliable starting power needs.

## The perfect battery for every need.



## HVR® Technology

### New features in the robust battery design.

Several economic factors (higher fuel costs, higher road taxes, higher toll and parking charges, and higher charges to enter low emission zones) have led fleet owners to upgrade by purchasing new Euro 5 or Euro 6 vehicles, thus reducing particulate matter and NOx emissions.

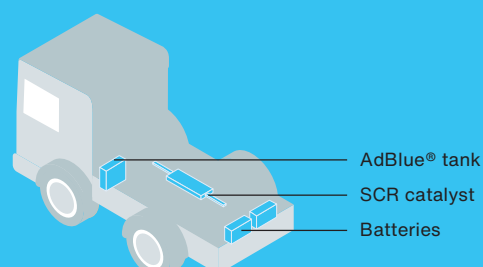
Many Euro 5/Euro 6 vehicles have a new chassis layout to integrate the Selective Catalytic Reduction (SCR) system and AdBlue tank, leading truck manufacturers to move batteries into the rear-chassis position.

### New challenges, new solution.

The lifespan of ordinary batteries is greatly reduced by higher vibrations at the rear of the chassis of the vehicle. Exide worked with truck manufacturers to develop the new High Vibration Resistant (HVR®) battery in the market, one of the first to meet the new V4\* vibration test.

HVR guarantees a longer battery lifespan even when installed in the rear chassis of a truck.

\* EN50342-1





Spare ORIGINAL Part



## Strong PRO EFB+

- Better rechargeability and charge acceptance than previous generation Strong PRO
- Better control over gassing and stronger anti-stratification effect
- Extremely robust – with HVR® technology, meeting V4 requirements
- Up to 70% savings on TCO within 2 years period when compared with standard batteries
- Maximum starting reliability after overnight stay
- OE experience inside
- First class safety features
- Maintenance free - no topping up



Spare ORIGINAL Part



## Endurance PRO EFB

- Extremely robust – now with HVR® technology, meeting V4 requirements
- Perfect for deep cycling applications: 2x more cycle life compared to standard truck battery (advanced SHD technology with glass matt layers pasted on active mass) allowing excellent cycling performance (up to 200 cycles at 50% DoD)
- Improved durability
- OE experience inside
- Urban delivery
- Low maintenance



Spare ORIGINAL Part



## Endurance +PRO GEL

- Supports hotel function
- 2x lifetime compared to equivalent AGM and 10x lifetime compared to equivalent standard flooded batteries
- Highly vibration-resistant and valve-regulated technology for maximum safety
- 90% safe depth of discharge: perfect choice for all commercial vehicles
- Safe and reliable engine start at any time
- Reduces operating costs
- Maintenance free - no topping up



Matching QUALITY Part

## Power PRO

- Superior cranking power (more plates and active material to maximize grid surface)
- Robust and reliable design with hot melt fixation of plate groups
- Superior power
- Designed for extreme climates
- OE experience inside
- Maintenance free - no topping up



Spare ORIGINAL Part

## Power PRO Agri & Construction

- Superior cranking power (more plates and active material to maximize grid surface)
- Robust design with hot melt fixation of plate groups
- Wide range including special types
- Superior power
- True OE Agri or Construction fit (original part)
- Maintenance free - no topping up
- Low maintenance



Matching QUALITY Part

## Start PRO

- Ideal for trucks without special requirements in terms of vibration resistance, cycling, or cranking power
- Robust and reliable design with hot melt fixation of plate groups
- Complete range covering almost 100% of vehicle parc, including special types
- Low maintenance - may need water topping up

# Exide commercial vehicle batteries type list

Code	Capacity Ah	CCA A (en)	Assembly drawing	L (mm)	W (mm)	H (mm)	Box type	Hold down
------	-------------	------------	------------------	--------	--------	--------	----------	-----------

## Strong PRO EFB+

EE1403	140	800		513	189	223	D04	B0
EE1853	185	1100		513	223	223	D05	B0
EE2353	235	1200		518	279	240	D06	B0

## Endurance PRO EFB

EX1803	180	1000		513	223	223	D05	B0
EX2253	225	1150		518	279	240	D06	B0

## Endurance +PRO GEL

ED851T	85	350		349	235	175	D02	B0
ED2103	210	1030		518	279	240	D06	B0
ED2103T	210	800		518	279	240	D06	B0

## Power PRO

EF1202	120	870		349	175	235	D02	B1
EF1420	142	850		349	175	290	D03	B0
EF1421	142	850		349	175	290	D03	B0
EF1453	145	900		513	189	223	D04	B0
EF1853	185	1150		513	223	223	D05	B0
EF2353	235	1300		518	279	240	D06	B0

## Power PRO Agri & Construction

EJ050C	50	800		260	173	206	G34	B7
EJ1102	110	900		349	175	235	D02	B1
EJ1100	110	900		349	175	235	D02	B0
EJ1000	100	850		353	175	190	L05	B13
EJ165A	165	850		354	241	285	D67	B0
EJ1805	180	1000		510	218	225	D09	B3
EJ1523	152	1130		513	189	223	D04	B0
EJ1723	172	1390		513	223	223	D05	B0

Code	Capacity Ah	CCA A (en)	Assembly drawing	L (mm)	W (mm)	H (mm)	Box type	Hold down
------	-------------	------------	------------------	--------	--------	--------	----------	-----------

## Power PRO Agri & Construction

EJ1355	135	1000		514	175	210	DB8	B3
EJ2353	235	1450		518	279	240	D06	B0

## Start PRO

EG110B	110	950		330	173	240	G31	B0
EG1100	110	750		349	175	235	D02	B0
EG1101	110	750		349	175	235	D02	B0
EG1102	110	750		349	175	235	D02	B1
EG1250	125	760		349	175	290	D03	B0
EG1251	125	760		349	175	290	D03	B0
EG145A	145	1000		360	253	240	F21	B0
EG1008	100	680		413	175	220	D01	B3
EG1109	110	800		413	175	220	D01	B3
EG1402	140	900		508	175	205	ATM	B1
EG1206	120	680		510	175	225	D08	B3
EG1406	140	800		510	175	225	D08	B3
EG1806	180	1000		510	218	225	D09	B3
EG1203	120	680		513	189	223	D04	B0
EG1403	140	800		513	189	223	D04	B0
EG1553	155	900		513	223	223	D05	B0
EG1803	180	1000		513	223	223	D05	B0
EG1355	135	1000		514	175	210	DB8	B3
EG1353	135	1000		514	218	210	DB9	B0
EG1705	170	950		514	218	210	DB9	B3
EG2253	225	1200		518	279	240	D06	B0
EG2254	225	1200		518	279	240	D06	B0