



LP12-100 (12V 100Ah)

Specifications

Cells Per Unit	6
Voltage Per Unit	12
Nominal Capacity	100Ah@10hour-rate to 1.80V per cell @25°C
Weight	Approx. 28.5 Kg (Tolerance±3.0%)
Dimensions	Length 328 mm
	Width 172 mm
	Container Height 215 mm
	Total Height 220 mm
Internal Resistance	Approx. 5.5 mΩ
Terminal	T11
Layout	1
Max. Discharge Current	1000A (5 sec)
Short Circuit Current	2150A
Design Life	12 years (Float charging)
Max. Charging Current	30.0 A
Reference Capacity	C3 77.4AH
	C5 87.0AH
	C10 100.0AH
	C20 106.0AH
Standby Use Voltage	13.6 V~13.8 V @ 25°C Temperature Compensation: -3mV/°C /Cell
Cycle Use Voltage	14.6 V~14.8 V @ 25°C Temperature Compensation: -4mV/°C /Cell
Operating Temp. Range	Discharge: -20°C ~60°C
	Charge: 0°C ~50°C Storage: -20°C ~60°C
Nominal Operating Temp. Range	25°C ±5°C
Self Discharge	Valve Regulated Lead Acid (VRLA) batteries can be stored for up to 6 months at 25°C and then recharging is recommended. Monthly Self-discharge ratio is less than 3% at 25°C. Please charge batteries before using.
Container Material	A.B.S. UL94-HB, UL94-V0 Optional.



Description and Features

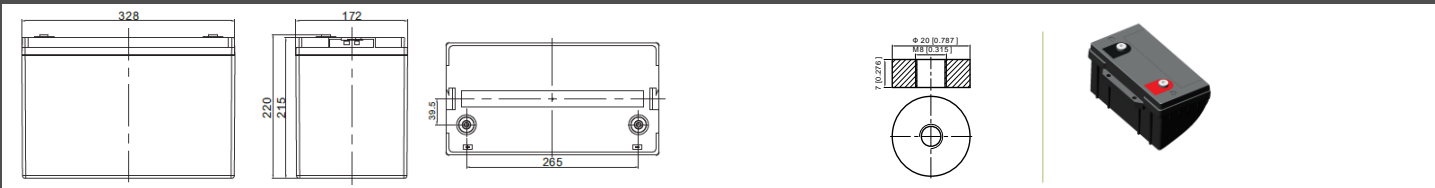
The LP Series AGM batteries have been specially developed to be widely applicable. These lead acid batteries with AGM technology are completely sealed and therefore 100% maintenance free and leak-proof. These batteries have a low self-discharge. The reliable and safe multipurpose batteries from the LP Series offer a long service life and can be used in various industries.

Features

- Absorbent Glass Mat technology
- Reliable and safe performance
- Long service life - 3-5 years in standby application (at 25°C)
- Suitable for multipurpose applications

Layout

Terminal



Constant Current Discharge Characteristics: A (25°C)

F.V/Time	10 Min	15 Min	30 Min	1 Hr	2 Hr	3 Hr	4 Hr	5 Hr	8 Hr	10 Hr	20 Hr
1.60V	231.9	185.4	109.5	61.1	36.4	28.2	22.2	18.9	12.7	10.5	5.52
1.65V	219.1	177.3	105.1	59.0	35.2	27.3	21.6	18.4	12.5	10.4	5.43
1.70V	201.7	166.0	100.5	57.1	34.1	26.6	21.0	17.9	12.3	10.3	5.36
1.75V	184.6	154.5	96.0	55.0	32.9	25.8	20.4	17.4	12.2	10.1	5.30
1.80V	167.1	142.7	91.8	52.9	31.7	25.0	19.9	17.0	12.0	10.0	5.25
1.85V	136.6	118.4	79.1	47.4	29.1	23.1	18.5	15.9	11.2	9.41	4.98

Constant Power Discharge Characteristics: Wpc (25°C)

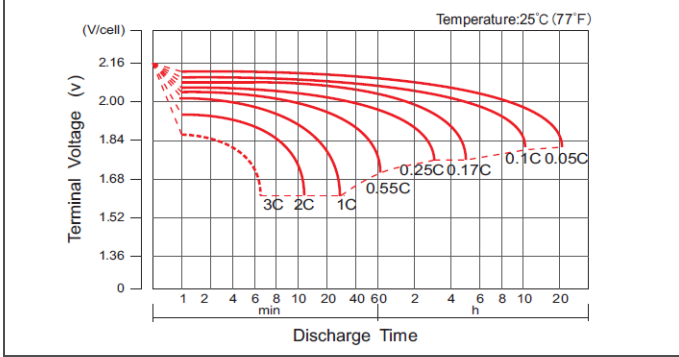
F.V/Time	10 Min	15 Min	30 Min	1 Hr	2 Hr	3 Hr	4 Hr	5 Hr	8 Hr	10 Hr	20 Hr
1.60V	394.1	324.1	198.9	114.8	69.0	53.9	42.6	36.4	24.8	20.7	10.9
1.65V	379.6	314.5	193.0	111.5	67.1	52.4	41.6	35.6	24.5	20.5	10.7
1.70V	355.9	298.9	186.3	108.6	65.3	51.2	40.6	34.8	24.2	20.2	10.6
1.75V	331.6	282.2	179.9	105.2	63.3	49.9	39.7	34.0	23.9	20.0	10.5
1.80V	305.4	264.3	173.7	101.8	61.3	48.6	38.7	33.2	23.6	19.8	10.4
1.85V	254.1	222.4	151.1	91.9	56.5	45.1	36.1	31.1	22.2	18.6	9.87

(Note) The above characteristics data are average values obtained within three charge/discharge cycle not the minimum values. The battery must be fully charged before the capacity test. The C10 should reach 95% after the first cycle and 100% after the third cycle.

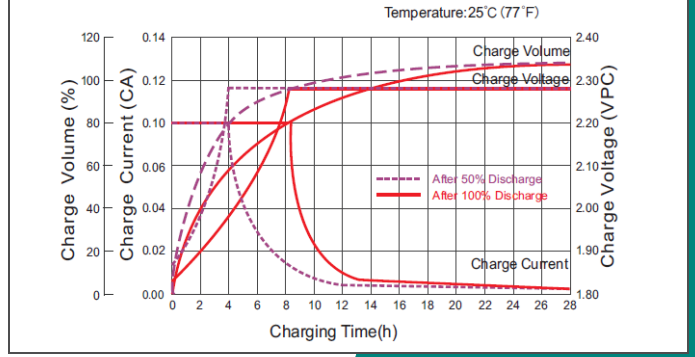


LP12-100 (12V 100Ah)

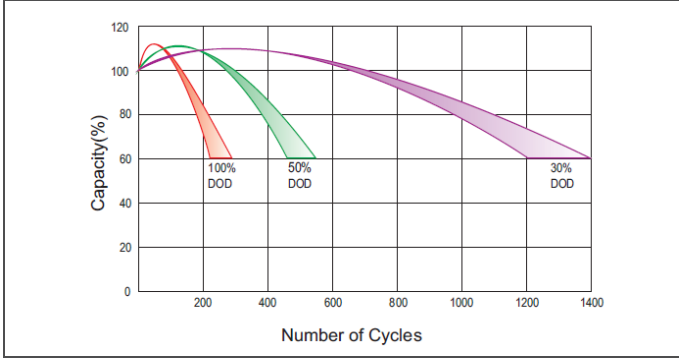
Charge Characteristic Curve



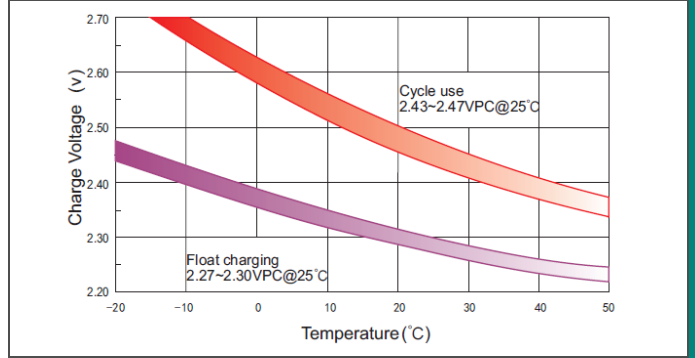
Charge Characteristic Curve For Standby Use



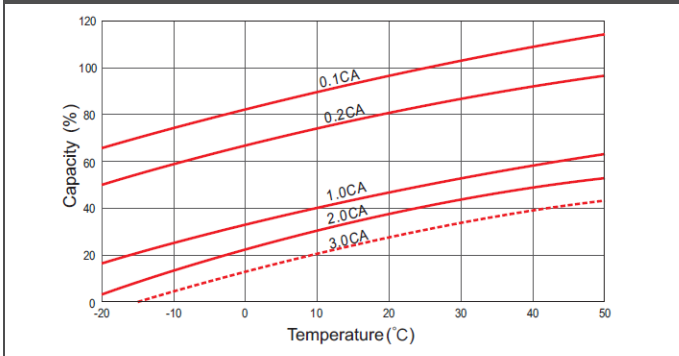
Cycle Life In Relation To Depth Of Discharge



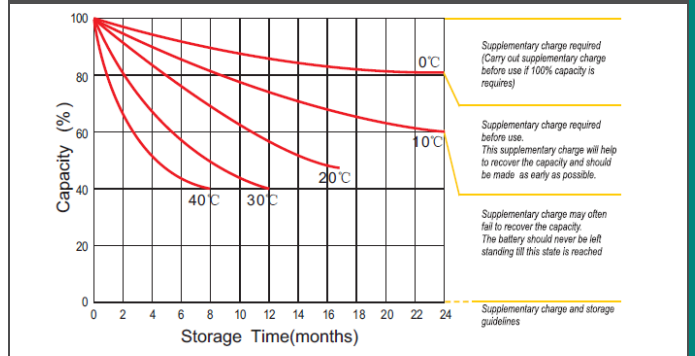
Relationship Between Charging Voltage And Temperature



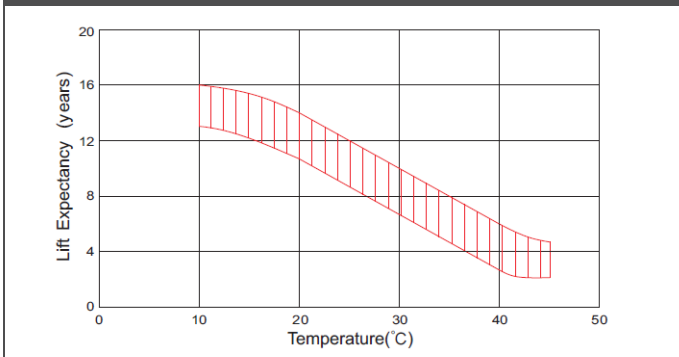
Temperature Effects On Capacity



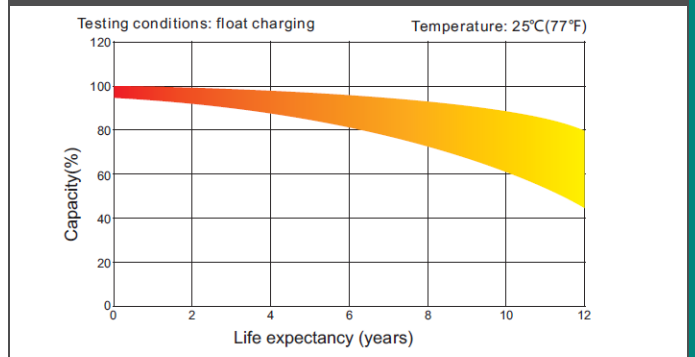
Storage Characteristics



Effect Of Temperature On Long Term Life



Life Characteristics Of Standby Use



(Note) All above information shall be changed without prior notice, Landport Batteries reserves the right to explain and update the latest information.