

CANIS PRO 330

Born out of a search for raw power in a small package, the highly efficient Canis PRO 330 offers lots of lumens in a compact size. Perfect for demanding industries such as mining, construction, forestry and agriculture, this glass-lensed work light easily fits into tight spaces and is available with three different light patterns, including a horizontally extended Wide Flood and a slightly softer-than-usual High Beam. The Canis PRO 330 withstands vibrations of up to 15.3 Grms at 24-2000Hz and delivers 3000 operational lumens.



Not all products are available in all markets. During continuous improvement specifications and design are changing. All values are nominal values. Illustrations do not necessarily show the design of every version and some features are version specific. The lumens output varies depending on lens colour.

TECHNICAL DATA

Theoretical Lumens Output	4800 lm	Vibration	15.3Grms 24-2000Hz
Operational Lumens Output	3000 lm	Lens	Glass
Colour Temperature	5000 K	Body / Housing	Aluminium
Nominal Voltage DC	12 - 24 V	Weight	0.65 kg
Input Voltage DC	9 - 32 V	IP Rating	IP68, IP6K9K
Power Consumption	28 W	Salt Spray Test	ISO 9227 240H
Nominal Current at	12V=2.3A, 24V=1.15A	EMC	CISPR 25 Class 5
Connector	Built-in Deutsch DT-2 (2-pin)	Operating Temperatures	-40°C... +85°C (Full Power) -40°C... +50°C
Mount	Single Bolt M8	Electronics	Isolated
Shock	60G	Part Numbers	High Beam: 980-402B, Wide Flood: 980-401B, Flood: 980-403B

CONNECTORS



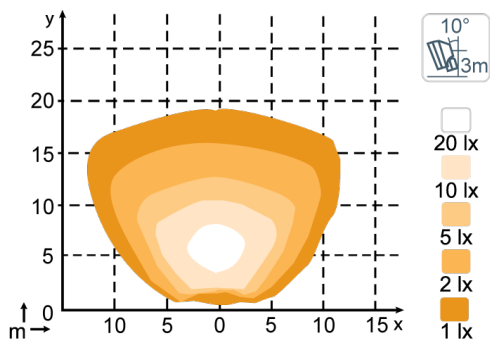
Built-in Deutsch DT-2 (2-pin)

KEY FEATURES

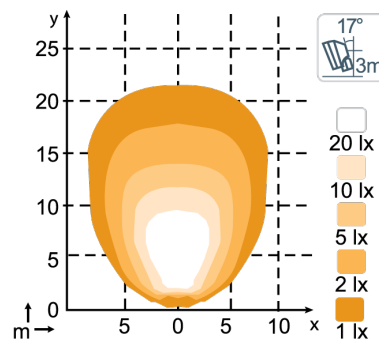
- High lumen output, 3000lm – low energy consumption
- Compact size for mounting in tight spaces
- Tempered glass lens for excellent durability

LIGHT PATTERNS

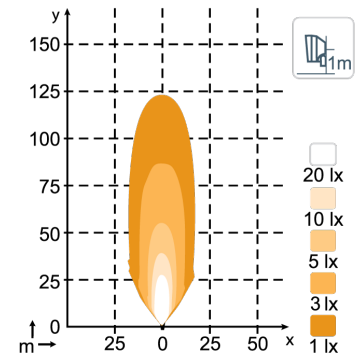
**Canis PRO 330, 3000lm
Wide Flood**



**Canis PRO 330, 3000lm
Flood**



**Canis PRO 330, 3000lm
High Beam**



DRAWINGS

